



## State of Ohio

**Total Population: 11,215,851**  
**Number in Poverty: 1,659,669**  
**% in Poverty: 14.8%**  
**Total Children (<18): 2,704,514**  
**Children in Poverty: 576,224**  
**% of Children in Poverty: 21.3%**

Source: 2010 American Community Survey: 3 yr Estimates

**Unemployment Rate\*: 8.9%**

\*Source: ODJFS Sept. 2011 - non-adjusted rate

### Low-Income Average Daily Participation

	2002	2011	% Change
Eligible	588,374	889,733	51.2%
Lunch Participation	456,501	663,297	45.3%
Breakfast Participation	176,368	311,123	76.4%
Summer Participation	10,668	53,062	397%

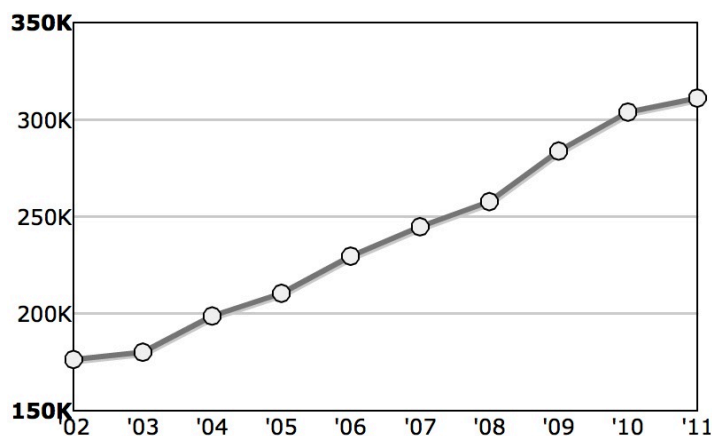
Based on Ohio Dept. of Education Data

### Children's Hunger Alliance Directly Feeds Ohio's Children

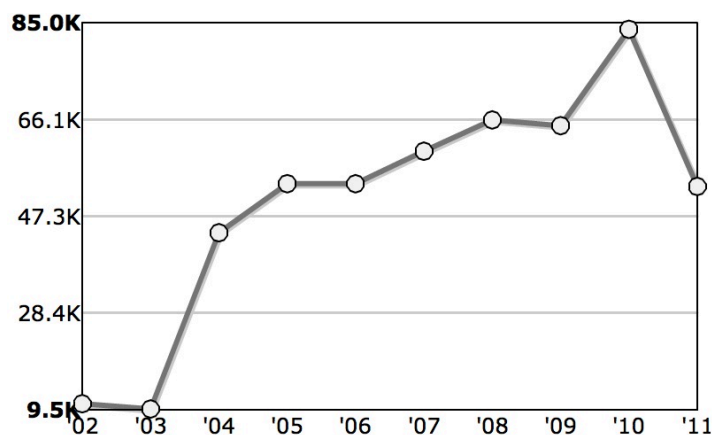
In addition to consulting with traditional, community and non-public schools regarding strategies to increase participation in the federal school meal programs, and helping summer meal providers with their federally supported programs, Children's Hunger Alliance directly feeds hungry youngsters as a sponsor of afterschool program sites and early childhood programs.

Breaking the cycle of childhood hunger by increasing access to federal low income meal programs is a primary mission of Children's Hunger Alliance. Children's Hunger Alliance is Ohio's largest sponsor of family childcare providers, sponsoring more than 50% of these homes. The agency sponsors 1881 providers in the State of Ohio, which serve an average of 20710 children each month. Annually, agency sponsored programs in the State of Ohio receive \$11,702,877 in federal meal reimbursements. Children's Hunger Alliance also sponsors 67 afterschool meal programs in the State of Ohio. These programs serve an average of 1704 children each day and annually receive \$602,000 in federal meal reimbursements.

### School Breakfast Program



### Summer Meal Program




Note: Summer feeding data above only represents NSLP and SFSP lunch participation for July of each year,

### Numbers That Count

\$56,350,000

\$79,870,000



More than 25% of Ohio households with children reported there was a time during the year when they were unable to buy enough food (*Food Research and Action Center, Food Hardship in America, August 2011*). Research tells us that a hungry child cannot learn and an undereducated adult cannot earn. In 2011, 75% of the State of Ohio's low income students regularly ate lunch at school, while just 35% ate breakfast at school. If the State of Ohio's schools were to increase breakfast participation to 80% of the students regularly eating a school lunch, the State of Ohio's schools could realize an additional \$56,350,000 in federal reimbursements.